

Ziegler

Redefine Innovative Metering

Technical Datasheet

ZAM ENEO N

Energy Monitoring Meter
With Touch Key

ZAM ENEO N

Energy Monitoring Meter With Touch Key

ZAM ENEO N measures important electrical parameters in 3phase 4wire, 3phase 3wire, 1phase 2wire and 1phase 3wire network. It displays many parameters at a glance. It measures electrical parameters like Active / Reactive / Apparent energy, power and all basic parameter. The instrument has one optional built in Relay output which can be configured as pulse output for energy measurement, as well as limit output. Optional MODBUS RTU over RS-485 is built in for remote monitoring and configuration.

Product Features :

Energy as per IEC 62053-21:

- ZAM ENEO N is available in Accuracy Class 1
- Active Energy accuracy Class 1 as per 62053-21
- Independent Import and Export Energy counter. Active energy (kWh), Reactive energy (kVARh), Apparent energy (kVAh) measurement.

THD Measurement:

- The instrument measures per phase and system THD up to 31st harmonics for voltage and current.

True RMS Measurement

- The instrument measures distorted waveform up to 31st harmonic.

On site programmable PT/CT ratios:

- It is possible to program primary, secondary of external potential transformer (PT) & primary, secondary of external current transformer (CT) via front panel keys and MODBUS

Limit (Alarm) or Pulse Output (Optional)

- Available in Potential Free output
- Configurable as pulse output which can be used to drive an external counter for energy measurement.
- Configurable as limit (alarm) switch.

MODBUS (RS485) Output: (Optional)

- RS 485 output enables the instrument to transmit all the Measured parameters over standard MODBUS protocol
- The instrument can be configured locally via front panel keys as well as MODBUS communication.

Storage of parameters possible

- The instrument stores minimum and maximum values of System Voltage, System Current. Also Run Hour, ON Hour and number of AUX interrupts are stored.

Energy Count Storage

- In case of power failure, the instrument memorizes the last energy count. The instrument updates the energy counter in the non-volatile memory.



Impulse LED :

- Impulse LED on the front of the instrument is useful for checking the accuracy of energy measured by the instrument.

Display :

- 3 Line, 4 Digit bright Red LED display and indication LEDs
- Display can be configured for automatic scrolling of parameters or manual scrolling through 4 keys as per requirement and application of user.

Demand :

- ZAM ENEO N integrates demand value for Active Power (kW), Apparent Power (kVA) and Current (A).
- The demand integration time can be configured from 1min to 60min

Compliance to International Safety standards :

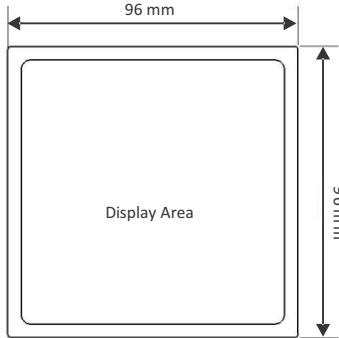
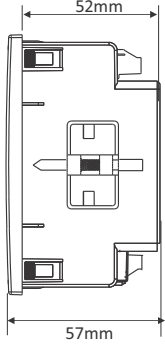
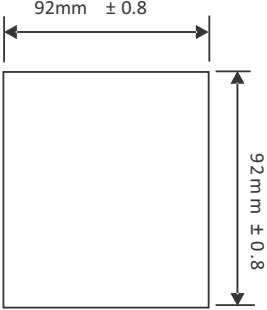
- Compliance to International Safety standard IEC 61010-1- 2018

EMC Compatibility :

- Compliance to International standard IEC 61326

ZAM ENEO N

Energy Monitoring Meter With Touch Key

Dimensions Details :			Wiring Guidelines :														
 <p>96 mm</p> <p>96 mm</p> <p>Display Area</p> <p>Front View</p>	 <p>52mm</p> <p>57mm</p> <p>Side View</p>	 <p>92mm ± 0.8</p> <p>92mm ± 0.8</p> <p>Panel Cutout</p>	<table border="1"> <tr> <td>Solid with Pin type lugs (sq. mm)</td> <td>1 to 2.5</td> </tr> <tr> <td>Stranded with pin types lugs (sq. mm)</td> <td>1 to 2.5</td> </tr> <tr> <td>Torque value (Nm)</td> <td></td> </tr> <tr> <td>1. Aux and Voltage terminals</td> <td>0.5 to 0.6</td> </tr> <tr> <td>2. Current Terminals</td> <td>0.4 to 0.5</td> </tr> <tr> <td>3. RS485 and Relay terminals</td> <td>0.3 to 0.4</td> </tr> <tr> <td>Length available for lug entry in terminal (mm)</td> <td>9.5</td> </tr> </table>	Solid with Pin type lugs (sq. mm)	1 to 2.5	Stranded with pin types lugs (sq. mm)	1 to 2.5	Torque value (Nm)		1. Aux and Voltage terminals	0.5 to 0.6	2. Current Terminals	0.4 to 0.5	3. RS485 and Relay terminals	0.3 to 0.4	Length available for lug entry in terminal (mm)	9.5
Solid with Pin type lugs (sq. mm)	1 to 2.5																
Stranded with pin types lugs (sq. mm)	1 to 2.5																
Torque value (Nm)																	
1. Aux and Voltage terminals	0.5 to 0.6																
2. Current Terminals	0.4 to 0.5																
3. RS485 and Relay terminals	0.3 to 0.4																
Length available for lug entry in terminal (mm)	9.5																

Technical Specifications :

Input Voltage :	
Nominal input voltage (AC RMS) programmable on site.	100VLL to 500VLL (57.5VLN to 288.67VLN)
System PT primary values	100VLL to 1200kVLL programmable on site. (1000MVA maximum power per phase) (1200kVLL when CT primary ≤ 1002A)
Max continuous input voltage	120% of nominal value
Overload Indication	"-ol-" >121% of Nominal value
Nominal input voltage burden	< 0.3VA approx. per phase (at nominal 240V)
Overload Withstand :	2 x rated value for 1 second, repeated 10 times at 10 second intervals

Input Current :	
Nominal input current	1A / 5A onsite programmable
System CT primary values	From 1A to 9999A (1000 MVA maximum power per phase) (9999A when PT primary ≤ 120kVLL)
Max continuous input current	120% of nominal value
Overload Indication	"-ol-" >121% of Nominal value
Nominal input current burden	< 0.3VA approx. per phase
Overload Withstand :	20 x rated value for 1 second, repeated 5 times at 5 minute intervals

ZAM ENEO N

Energy Monitoring Meter With Touch Key

Auxiliary Supply :	
Higher Auxiliary supply range	60-300V AC/DC (230V AC/DC nominal)
Lower Auxiliary supply range	20-60V AC/DC (24V AC / 48V DC nominal)
Aux Supply frequency	45 to 65 Hz range
Auxiliary Supply burden	< 6VA approx.

Operating Measuring Ranges :	
Current (Energy Measurement)	1 to 120% of nominal value
Starting current :	As per Standard IEC 62053-21 (Class 1)
Voltage	19VLL to 600VLL (11VLN to 346VLN)
Power Factor	0.5 Lag ... 1 ... 0.5 Lead
Frequency	40Hz to 70Hz

Reference Conditions for Accuracy :	
Reference temperature	23°C +/- 2°C
Influence of temperature	0.015%/°C for Voltage & 0.025%/°C for Current
Input Waveform	Sinusoidal (distortion factor 0.005)
Input frequency	50/60 Hz ± 2%
Auxiliary supply frequency	50/60 Hz ± 1%
Voltage range	20 ... 120% of nominal value
Current range	10 ... 120% of nominal value
Total Harmonic distortion	40% (up to 31st Harmonics)
Voltage range for THD	50% ... 100% of nominal value
Current range for THD	20% ... 100% of nominal value

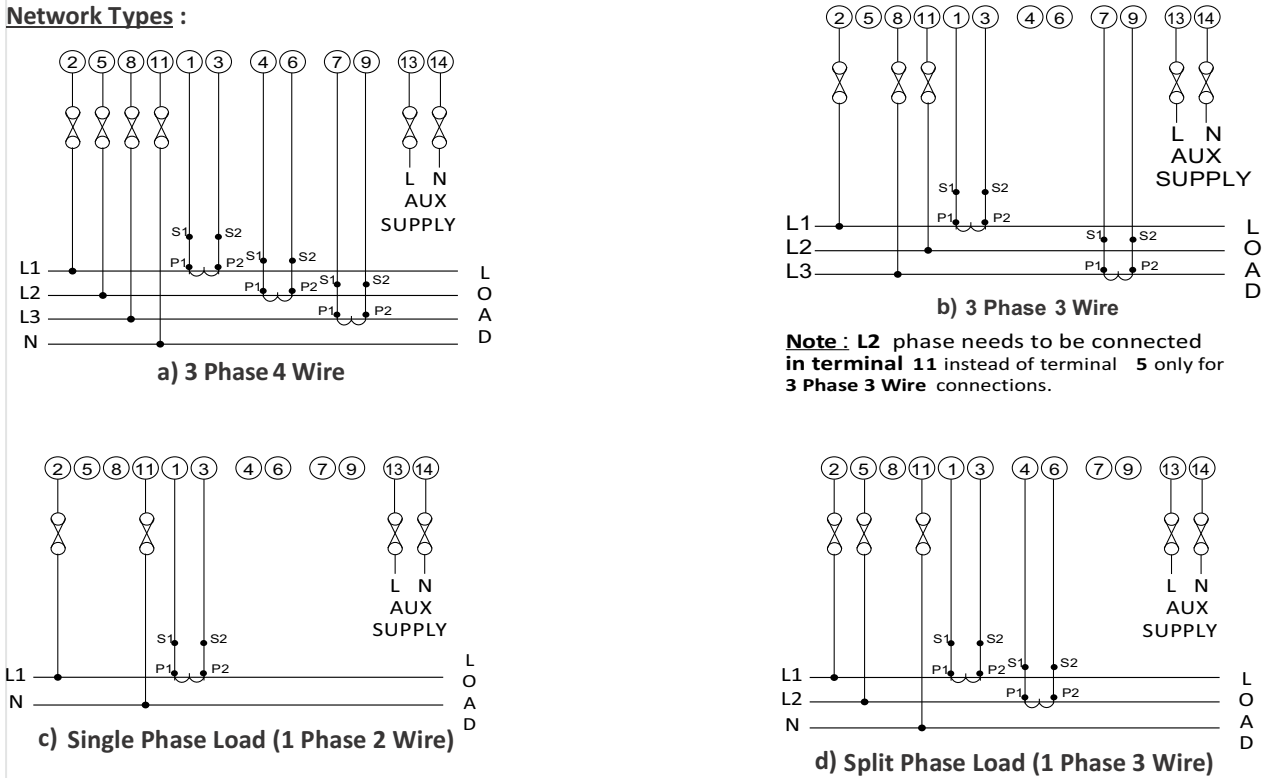
Accuracy (Energy) :	
Active Energy	Class 1 as per IEC 62053 – 21
Apparent Energy	Class 1
Reactive Energy	Class 2 as per IEC 62053 – 23

ZAM ENEO N

Energy Monitoring Meter With Touch Key

Electrical Connection :

Network Types :



Note : L2 phase needs to be connected in terminal 11 instead of terminal 5 only for 3 Phase 3 Wire connections.

It is recommended that the wires used for connections to the instrument should have lugs crimped at the end. That is, the connections should be made with Lugged wires for secure connections.

Technical Specifications :

Accuracy :	
Voltage	± 0.5% of Nominal value
Current	± 0.5% of Nominal value
Frequency	± 0.1% of mid frequency
Active Power	± 1% of Nominal value
Re-Active Power	± 1% of Nominal value
Apparent Power	± 1% of Nominal value
Power Factor/ angle	±2°
THD (Voltage / Current)	±3%

Display update rate :	
Response time to step input	1 sec approx.

ZAM ENEO N

Energy Monitoring Meter With Touch Key

Applicable Standards :	
EMC	IEC 61326 – 1 :Table 2
Safety	IEC 61010-1-2018 use
IP for water & dust	IEC 60529

Isolation :	
Pollution degree :	2
Installation category :	III
High voltage test :	
Input + AUX Vs Surface	4kV RMS, 50Hz, 1min
Input + AUX Vs Remaining Circuit	3.3kV RMS, 50Hz, 1min
MODBUS Vs Relay	2kV RMS, 50Hz, 1min

Environmental :	
Operating temperature	-20 to +70°C
Storage temperature	-25 to +75°C (Tested as per IEC 60688)
Relative humidity	0... 95% RH (non condensing)
Warm up time	Minimum 3 minute
Shock (As per IEC60068-2-27)	Half sine wave, Peak acceleration 30gn (300 m/s ²),duration 18ms.
Vibration	10 ... 150 ...10 Hz, 0.15mm amplitude
Number of Sweep cycles	10 per axis
Enclosure	IP20 (Terminal side) and IP54 (Front side)
Altitude	2000

Installation :	
Mechanical Housing	Lexan 940 (polycarbonate), Flammability Class V-0 acc. to UL 94, self extinguishing, non dripping, free of halogen
Mounting Position	Panel Mounted (96X96)
Connection Element	Conventional screw type terminal with indirect wire terminals (Screw Torque: 0.5N.m)
Connection Terminal	4mm ² solid or 2.5mm ² stranded cable
Weight	250 Gram Approx.

ZAM ENEO N

Energy Monitoring Meter With Touch Key

Interfaces :	
Impulse Led	For Energy testing
Relay (Optional)	250 VAC, 5A AC 30VDC, 5A DC
MODBUS (Optional))	RS485, max.1200m. Baud rate: 2.4k, 4.8k, 9.6k, 19.2k, 38.4k, 57.6k bps (Response time < 200ms)

ZAM ENEO N

Energy Monitoring Meter With Touch Key

Measured Parameter System wise:

√: Available

x : Not Available

Sr. No.	Parameter	3 Phase 4 Wire	3 Phase 3 Wire	1 Phase 2 Wire	1 Phase 3 Wire
1	System Volts	√	√	√	√
2	System Current	√	√	√	√
3	Voltage L1	√	x	x	√
4	Voltage L2	√	x	x	√
5	Voltage L3	√	x	x	x
6	Voltage L12	√	√	x	√
7	Voltage L23	√	√	x	x
8	Voltage L31	√	√	x	x
9	Current L1	√	√	x	√
10	Current L2	√	√	x	√
11	Current L3	√	√	x	x
12	Frequency	√	√	√	√
13	System Active Power	√	√	√	√
14	Active Power L1	√	x	x	√
15	Active Power L2	√	x	x	√
16	Active Power L3	√	x	x	x
17	System Re-active Power	√	√	√	√
18	Re-active Power L1	√	x	x	√
19	Re-active Power L2	√	x	x	√
20	Re-active Power L3	√	x	x	x
21	System Apparent Power	√	√	√	√
22	Apparent Power L1	√	x	x	√
23	Apparent Power L2	√	x	x	√
24	Apparent Power L3	√	x	x	x
25	System Phase Angle	√	√	√	√
26	System Power Factor	√	√	√	√
27	Power Factor L1	√	x	x	√
28	Power Factor L2	√	x	x	√
29	Power Factor L3	√	x	x	x
30	Phase Angle L1	√	x	x	√
31	Phase Angle L2	√	x	x	√
32	Phase Angle L3	√	x	x	x
33	Import Active Energy	√	√	√	√
34	Export Active Energy	√	√	√	√
35	Inductive Re-active Energy	√	√	√	√

ZAM ENEO N

Energy Monitoring Meter With Touch Key

Measured Parameter System wise:

√: Available

x : Not Available

Sr. No.	Parameter	3 Phase 4 Wire	3 Phase 3 Wire	1 Phase 2 Wire	1 Phase 3 Wire
36	Capactive Re-active Energy	√	√	√	√
37	Apparent Energy	√	√	√	√
38	RPM	√	√	√	√
39	Min and Max System Voltage	√	√	√	√
40	Min and Max System Current	√	√	√	√
41	Run Hour	√	√	√	√
42	On Hour	√	√	√	√
43	Number of Interruptions	√	√	√	√
44	Current Demand	√	√	√	√
45	kVA Demand	√	√	√	√
46	Import kW Demand	√	√	√	√
47	Export kW Demand	√	√	√	√
48	Max Current Demand	√	√	√	√
49	Max kVA Demand	√	√	√	√
50	Max Import kW Demand	√	√	√	√
51	Max Export kW Demand	√	√	√	√
52	Neutral Current	√	x	x	√
53	Max Neutral Current	√	x	x	√
54	%THD Voltage L1	√	√	x	√
55	%THD Voltage L2	√	x	x	√
56	%THD Voltage L3	√	√	x	x
57	%THD Current L1	√	√	x	√
58	%THD Current L2	√	x	x	√
59	%THD Current L3	√	√	x	x
60	System Voltage THD	√	√	√	√
61	System Current THD	√	√	√	√
62	Min and Max Import Active Power*	√	√	√	√
63	Min and Max Export Active Power*	√	√	√	√
64	Min and Max Inductive Re-active Power*	√	√	√	√
65	Min and Max Capacitive Re-active Power*	√	√	√	√
66	Min and Max Apparent Power*	√	√	√	√
67	Min and Max Line Voltage*	√	√	√	√
68	Min and Max Line Current*	√	√	√	√

*Note - Line and System parameters Min Max values are shown on Modbus only.

ZAM ENEO N

Energy Monitoring Meter With Touch Key

Order Code :

DE30 - 3 - 3 - 01 - 02 - X - X - 5 - 00ZG

ZAM ENEO N

Z - None
R - RS485 + 1 Relay Output

H: 60-300V AC/DC
L: 20-60V AC/DC

Ziegler

Redefine Innovative Metering

Ziegler Instrumentation UK Ltd.

Central Buildings, Woodland close old woods Trading Estate, Torquay Devon, TQ2 7BB, United Kingdom
+44-1376 335271 | info@ziegler-instrument.com | ziegler-instrument.com